

BUILD, DESIGN, DISPLAY




**7  
CM TALL**

**NOVA SKULL**

BUILD SMART TIPS

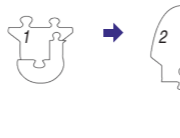
**ASSEMBLY TIPS !**

**1**



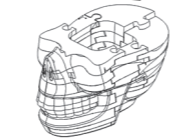
ORGANIZE ALL PUZZLE PIECES BY NUMBER BEFORE ASSEMBLY. EACH PIECE HAS A NUMBER ETCHED ONTO IT.

**2**



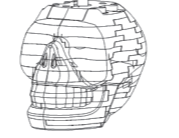
ASSEMBLE THE SKULL STEP-BY-STEP FOLLOWING THE NUMBERED SEQUENCE.  
EG: PIECE 1 CONNECTS TO PIECE 2, AND SO ON.

**3**



MAKE SURE EACH PIECE IS FULLY ALIGNED BEFORE ADDING THE NEXT PIECE.

**4**



INSERT THE CENTRE POLE TO SECURE THE ASSEMBLY, THEN ATTACH THE TOP PIECE TO COMPLETE THE SKULL.

**LET'S BEGIN!**

1 → 2 → 3 → 4 → 5  
 → 6 → 7 → 8 → 9 → 10  
 → 11 → 12 → 13 → 14 → 15

BUILD, DESIGN, DISPLAY

16 → 17 → 18 → 19 → 20  
 → 21 → 22 → 23 → 24 → 25  
 → 26 → 27 → 28 → 29 → 30  
 → 31 → 32 → 33 → 34 → 35  
 → 36 → 37 → 38 → 39 → 40

BUILD, DESIGN, DISPLAY

41 → 42 → 43 → 44 → 45  
 → 46 → 47 → 48 → 49

**NOTE: PIECE 48 IS NOT PART OF THE FINAL ASSEMBLY.**

USE PIECE 48 TO TIGHTEN AND SECURE PIECE 47 INSIDE THE SKULL.

**WARNING:**  
CHOKING HAZARD— Small Parts.  
Not for children under 3 years.



WARNING: FOR SAFETY REASONS, REMOVE ALL PACKAGING, TAGS, LABELS AND PLASTIC FASTENERS BEFORE GIVING THIS TOY TO YOUR CHILD.

ITEM NO: LKK04261  
BATCH CODE:

ADULT ASSISTANCE IS RECOMMENDED.  
PRODUCT MAY VARY SLIGHTLY FROM IMAGE SHOWN.  
PLEASE KEEP PACKAGING FOR FUTURE REFERENCE.

MADE IN CHINA