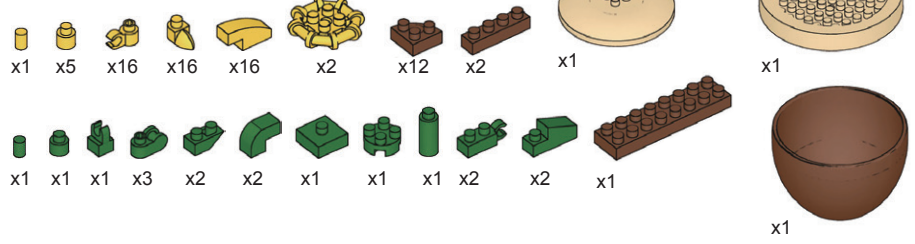


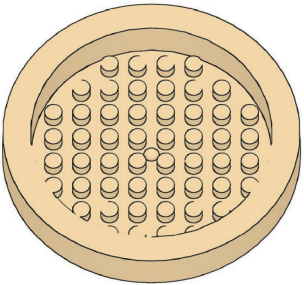
**Helpful Tips Before You Start!**

1. Before you begin building, sort the blocks by shape. This makes it easier to find the right pieces.
2. After Step 1, if you see blocks in light blue, that means they were already built in the last step. Just keep building on top of them!


**Parts List**  
**91 PCS**



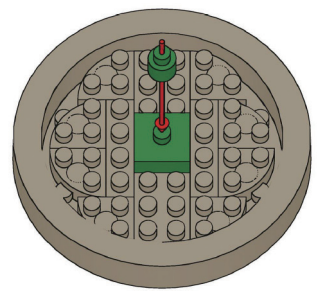
**1.** x1



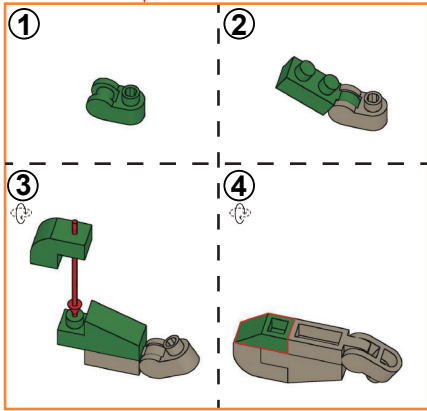
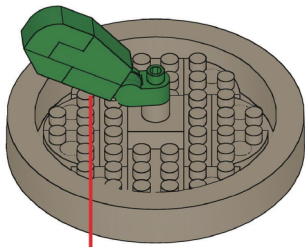
**2.** x8 x2 x1 **2\*8**



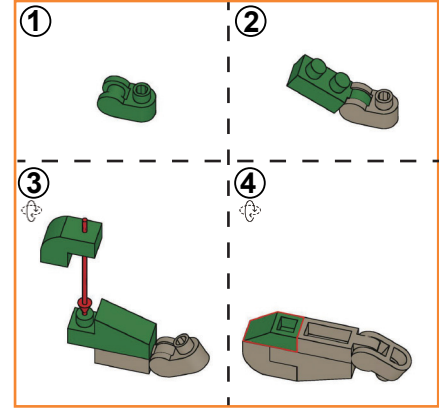
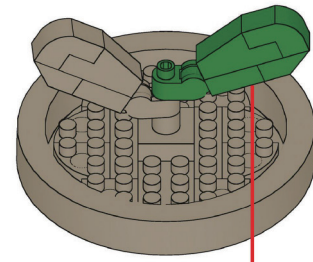
**3.** x1 x1



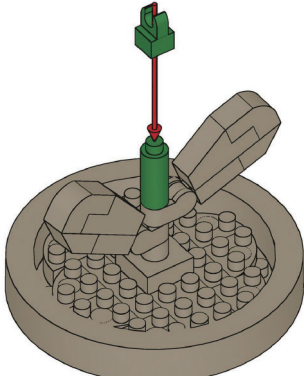
**4.** x1 x1 x1 x1 x1



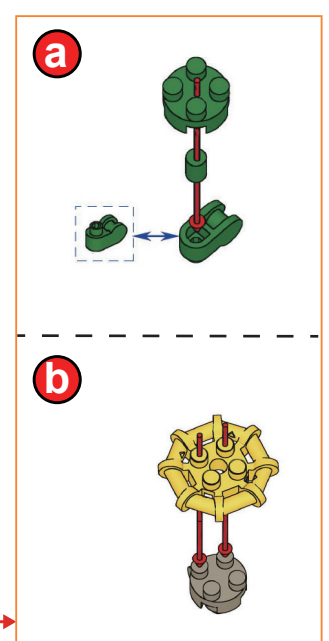

**5.** x1 x1 x1 x1 x1



**6.** x1 x1



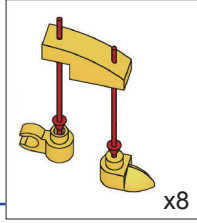
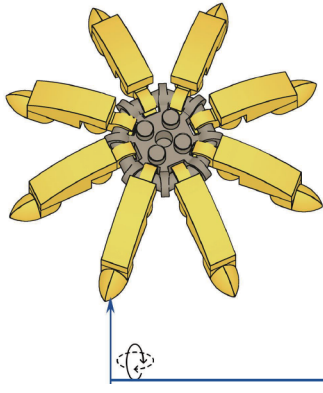
**7.** x1 x1 x1 x1 (Complete flower head (a-g) and attach to stem.)



BUILD, DESIGN, DISPLAY

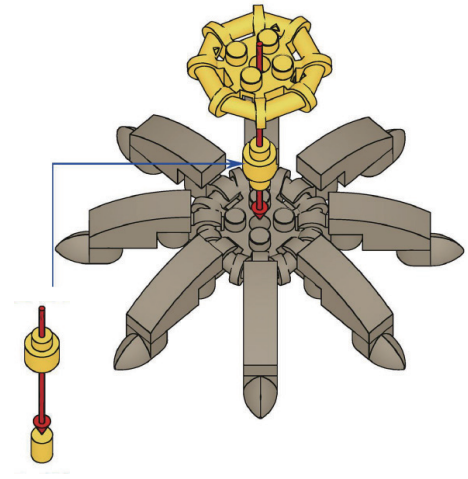
**c**

x8 x8 x8



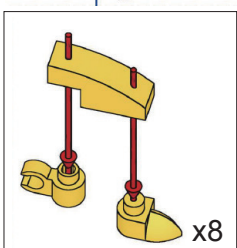
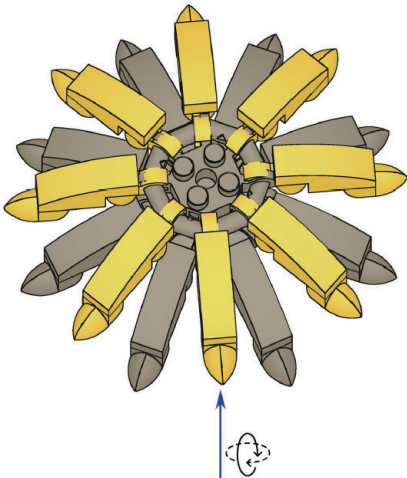
**d**

x1 x1 x1



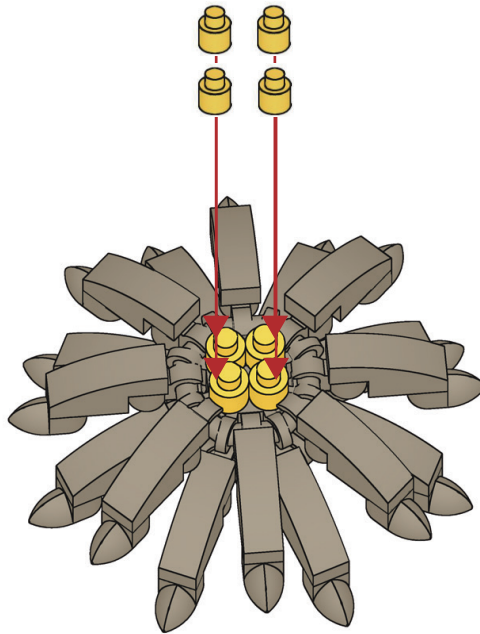
**e**

x8 x8 x8



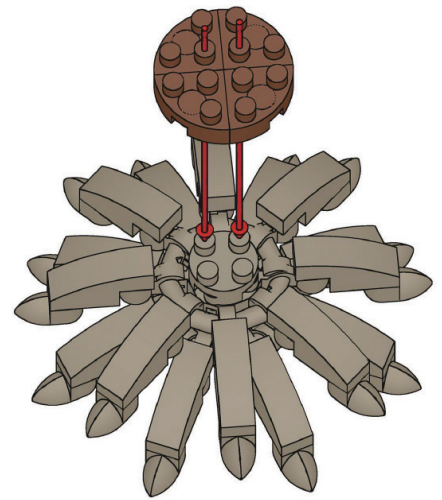
**f**

x4



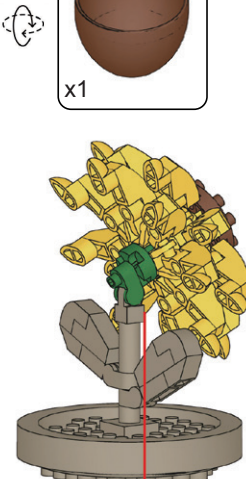
**g**

x4




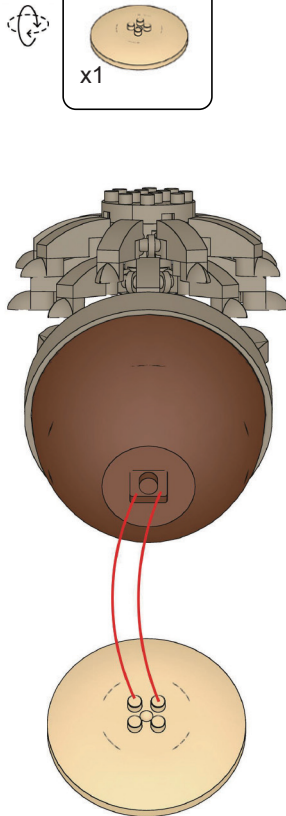
**8.**

x1



**9.**

x1



Display your finished build and enjoy your creation!



**WARNING:**  
CHOKING HAZARD— Small Parts.  
Not for children under 3 years.

WARNING: FOR SAFETY REASONS, REMOVE ALL PACKAGING, TAGS, LABELS AND PLASTIC FASTENERS BEFORE GIVING THIS TOY TO YOUR CHILD.

ADULT ASSISTANCE IS RECOMMENDED.  
PRODUCT MAY VARY SLIGHTLY FROM IMAGE SHOWN.  
PLEASE KEEP PACKAGING FOR FUTURE REFERENCE.

