




BUILD, DESIGN, DISPLAY

**2510
PIECES**

44 

CM
TALL

 Hammer
included
for secure
brick fitting.



RADBIT

BRIK HAUS

BUILD, SMART, TIPS

1

WHEN YOU OPEN YOUR SET, DON'T DUMP ALL THE ZIGLOCK BRICKS INTO A BIG PILE.

KEEP EACH SET OF BRICKS IN ITS OWN GROUP. SORT THEM BY SIZE, SINGLE, DOUBLE AND TRIPLE AND THEN BY COLOURS.

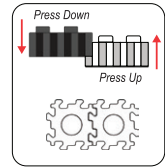
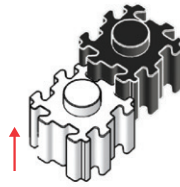
IT'LL MAKE BUILDING WAY EASIER AND MORE FUN!

2

HOW TO PUT TOGETHER THE ZIGLOCK BRICKS:

LINE UP THE GROOVES AND SLIDE AND STACK TOGETHER.

• SLIDE

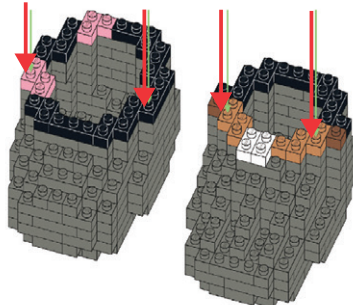


• STACK



3

THE GREY PART SHOWS WHAT YOU FINISHED IN THE STEP BEFORE.



2

BRIK HAUS

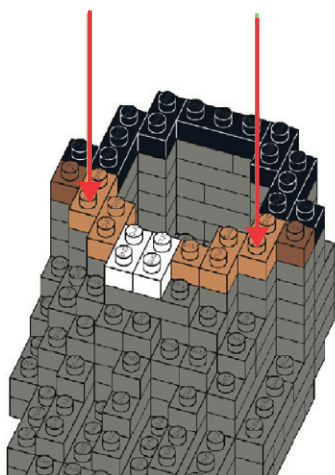
RADBIT

BRIK HAUS

BUILD, SMART, TIPS

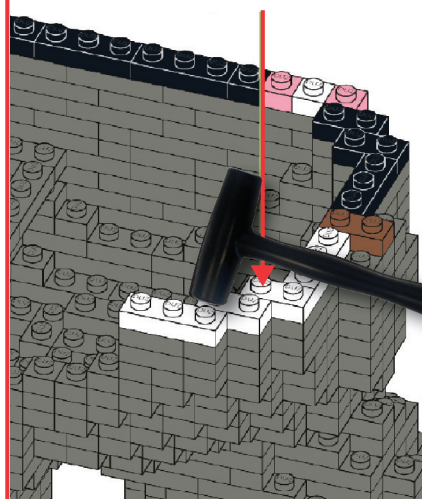
4

ARROWS SHOW WHICH BRICK CONNECTS TO THE NEXT LAYER OF BRICKS.



5

USE THE HAMMER TO GENTLY TAP THE PIECES SO THE LAYERS STICK TOGETHER TIGHTLY.



ADULT ASSISTANCE IS RECOMMENDED. PRODUCT MAY VARY SLIGHTLY FROM IMAGE SHOWN.

6

DON'T GIVE UP! ZIGLOCK BUILDS TAKE A LITTLE GETTING USED TO, BUT ONCE YOU ARE LOCKED IN, AND A FEW LAYERS LATER, YOU'LL BE BUILDING LIKE A PRO.

SCAN THE QR CODE FOR SOME VISUAL TIPS.



SCAN ME


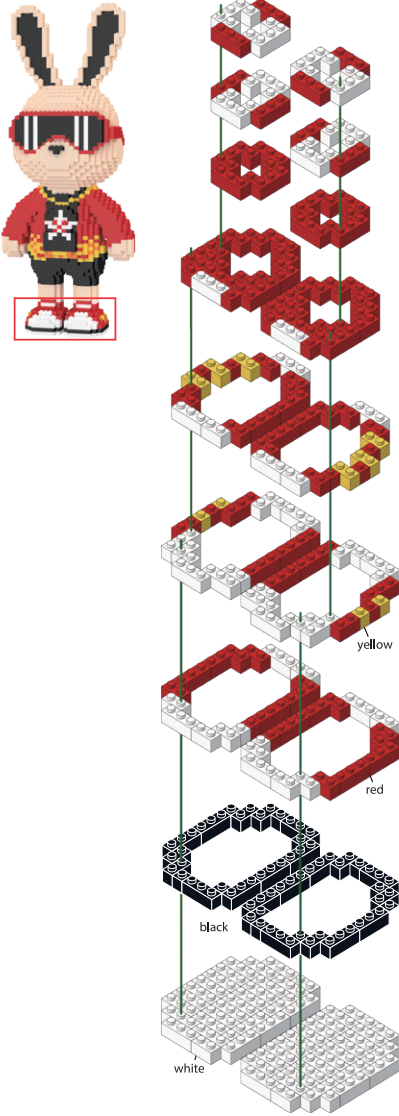
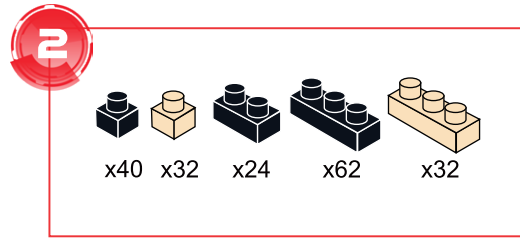
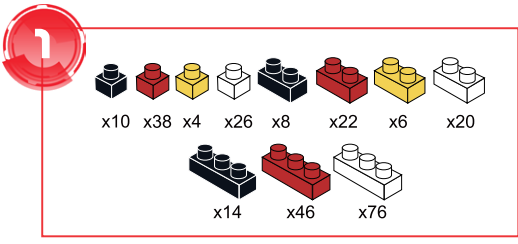
3

BRIK HAUS

RADBIT

BRIK HAUS

BUILD, DESIGN, DISPLAY



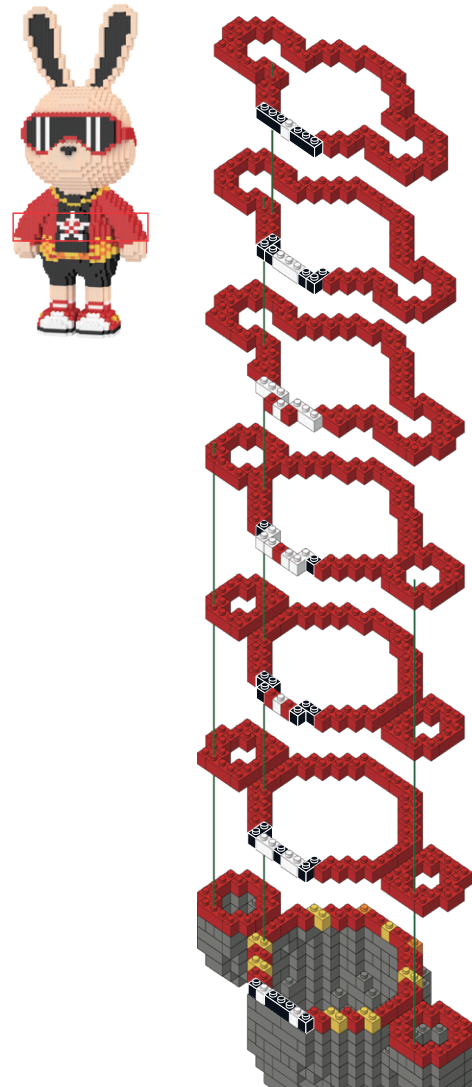
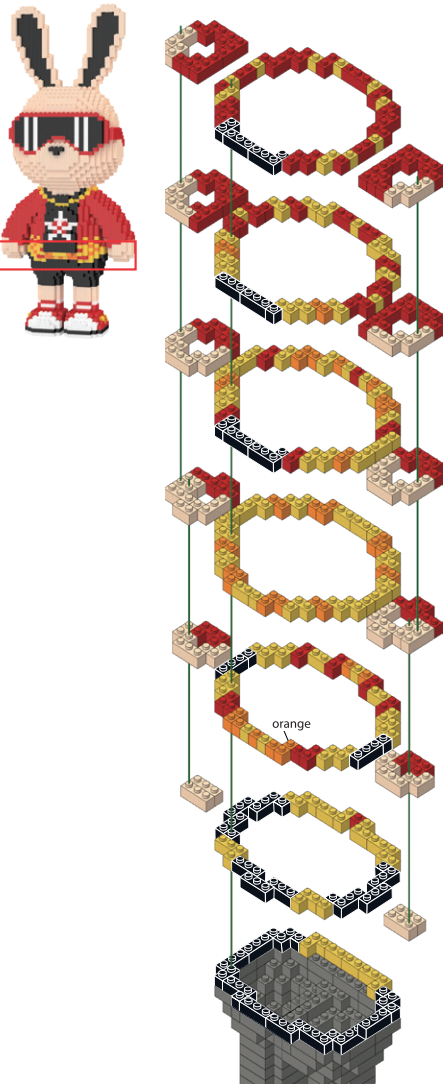
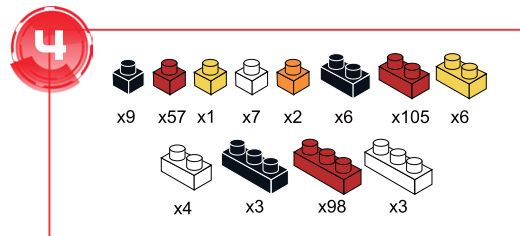
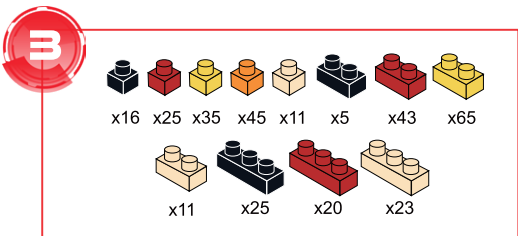
4

BRIK HAUS

RABBIT

BRIK HAUS

BUILD, DESIGN, DISPLAY



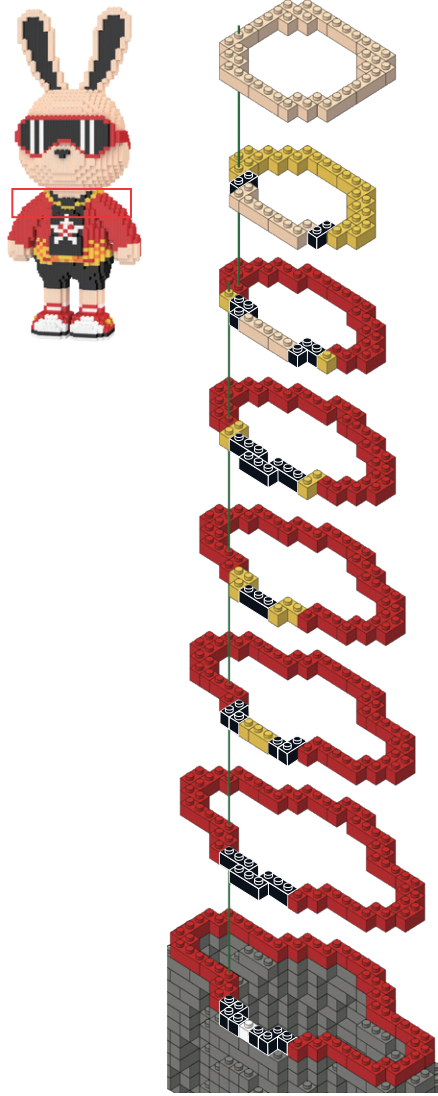
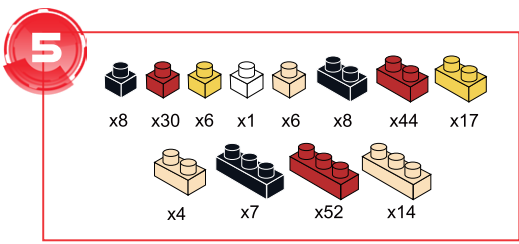
5

BRIK HAUS

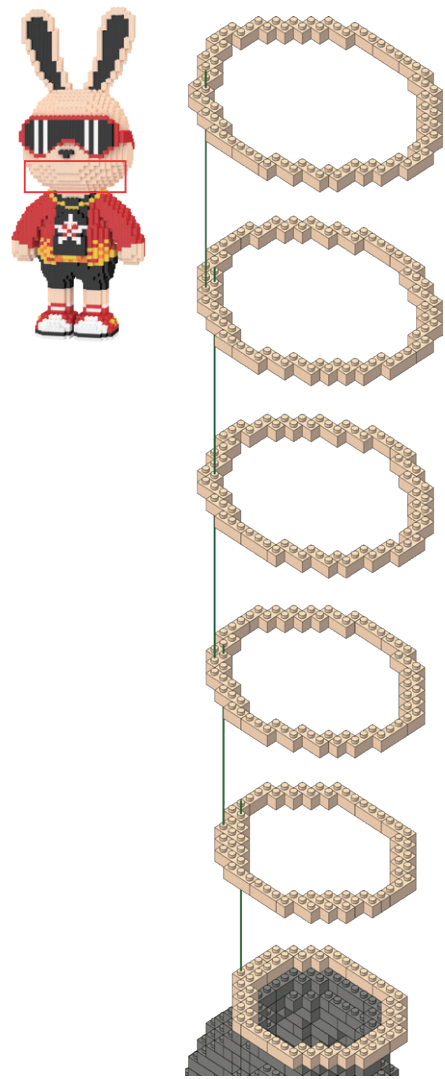
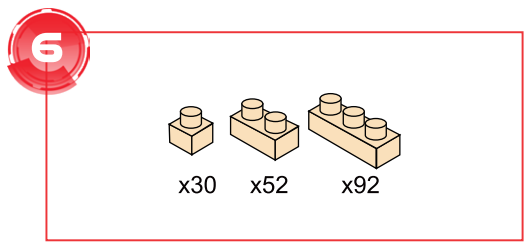
RABBIT

BRIK HAUS

BUILD, DESIGN, DISPLAY



6


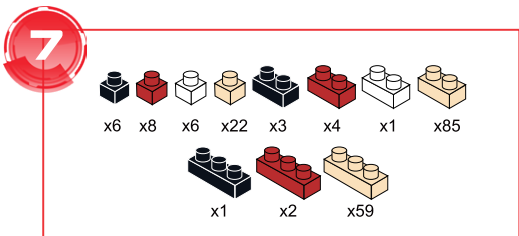


BRIK HAUS

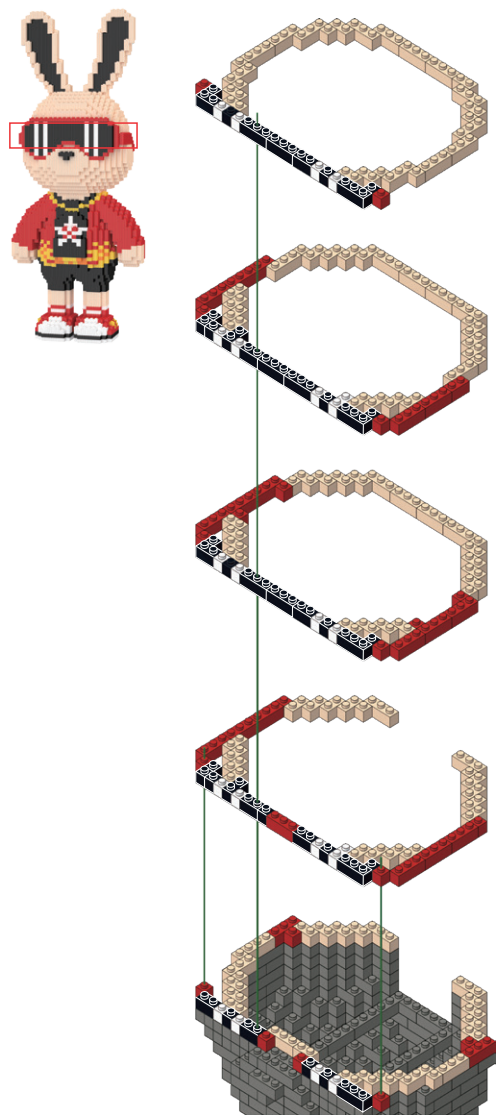
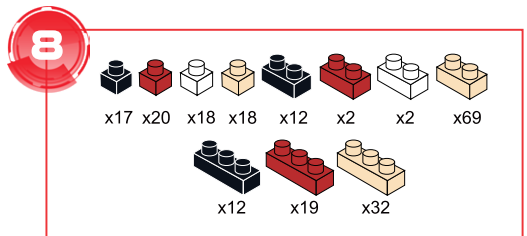
RABBIT

BRIK HAUS

BUILD, DESIGN, DISPLAY



7




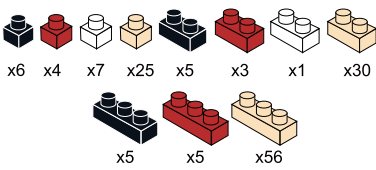
BRIK HAUS

RABBIT

BRIK HAUS

BUILD, DESIGN, DISPLAY

9

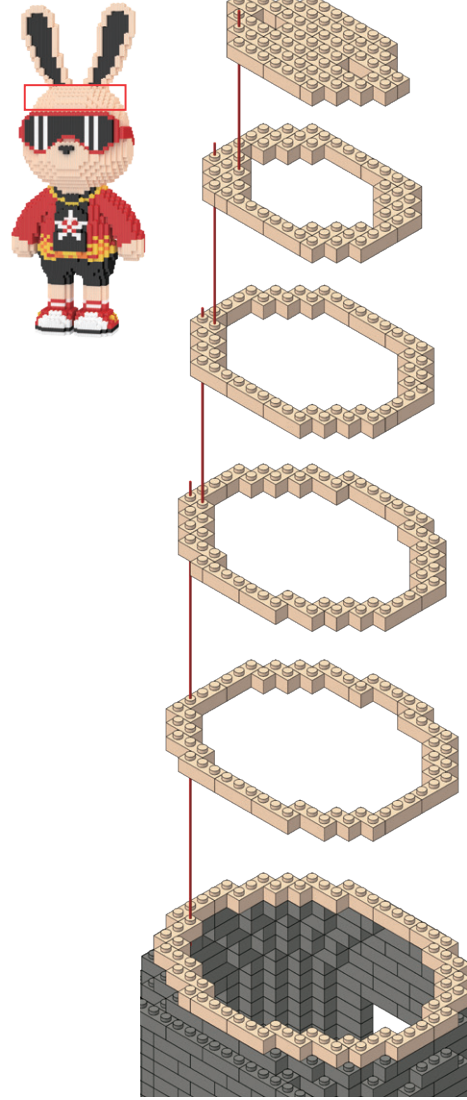
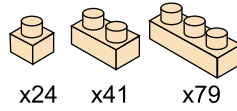


8

BRIK HAUS

RABBIT

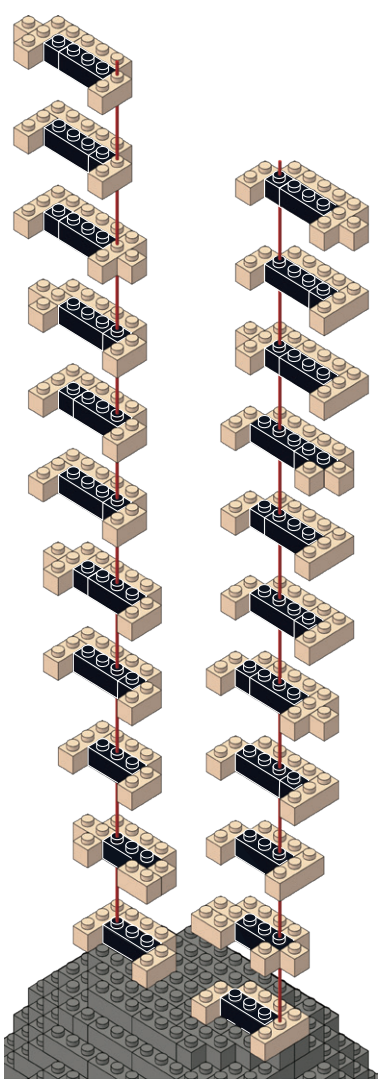
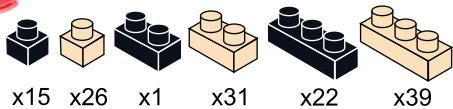
10



BRIK HAUS

BUILD, DESIGN, DISPLAY

11

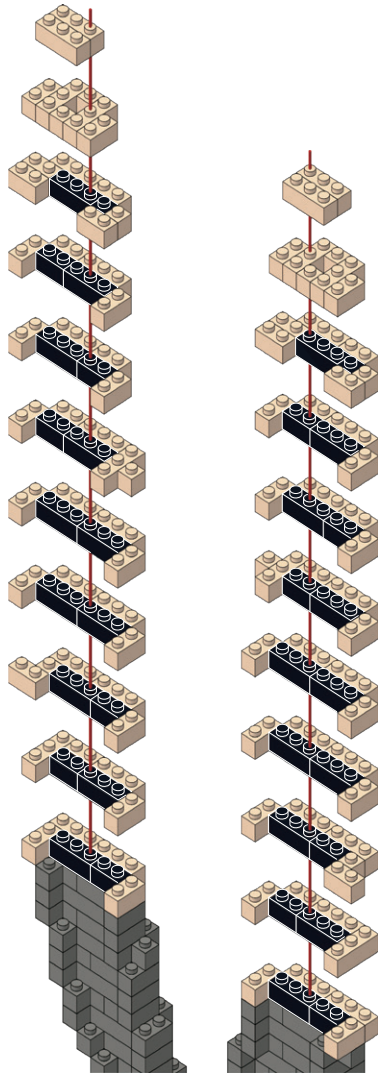
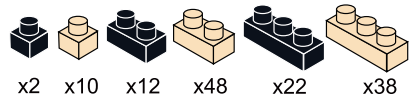


9

BRIK HAUS

RABBIT

12


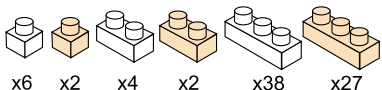


BRIK HAUS

BUILD, DESIGN, DISPLAY

13

Drawer



10

BRIK HAUS

RABBIT

BRIK HAUS

BUILD, DESIGN, DISPLAY

YOU DID IT!

Your model is now complete. Display and Enjoy!



11

BRIK HAUS

RABBIT

BRIK HAUS



BUILD, DESIGN, DISPLAY

RADBIT = GS-A00296/1776

 **WARNING: CHOKING HAZARD**
SMALL PARTS. NOT SUITABLE FOR CHILDREN UNDER 3 YEARS.

WARNING: FOR SAFETY REASONS, REMOVE ALL PACKAGING, TAGS, LABELS AND PLASTIC FASTENERS BEFORE GIVING THIS TOY TO YOUR CHILD



Designed & Manufactured by:
Good Idea Global Pty Ltd, 2A Westall Rd
Clayton, Melbourne, VIC 3168 Australia
www.goodideaglobal.com

Adult assistance is recommended.
Product may vary slightly from image shown.
Please keep the packaging for future reference

